

The Dutch Method Unfolded

The Practical Sessions & Film Screening at Eye Filmmuseum



Amsterdam

8 - 17 June 2022















OIL PAINT

ITALIAN LIMBER
P. NO. 7 DE KAT

CADMIUM

Portrait of an elderly woman
in a blue dress and white lace
collar. The painting is on a dark background.
The woman has a serene expression and is looking slightly to the right.
The brushwork is visible, especially in the lace and the folds of the dress.

The Great British Exhibition
The Great British Exhibition
The Great British Exhibition















6go.

Nr

POR

POM 60







Workshop supervised by Michel van de Laar



The Dutch Method Demonstrated







































Bijenwas natuurlijk

Bestelnummer: 06220

1 Kg



Colophonium

Bestellnummer: 06030

1 Kg

Labshop

Chemikalien, Reagenzien und viel mehr...





























Tefal


EASDRY 20



THE DUTCH MUSEUM
U FOLDED
2022

Anapama Gaur

Shell Hydrocarbon Solvents













Carole Pollock

Carole Pollock



Tape
Diplo
Istana
Bela
Film







Michael Duffy

Handwritten notes on a spiral notebook with a blue pen.

A stack of white paper napkins.



Leica
MICROSCOPE

Leica

Leica

Leica

Leica









Cennino Cennini
Het handboek
van de kunstenaar
Il libro dell'Arte

nlvademuseum




Cennino Cennini
Het handboek
van de kunstenaar
Il Libro dell'Arte


CONTACT




































Michael Duff



Hana Bilavčíková

Michael Duffy






Simona Skarja

















④ Hana / Michael

- Panama Weave
- Wax-resin 5:4:1 (same)
- Tissue paper w/ different facings
- No cushioning
- No wax on

Handwritten notes on a piece of paper, including the words "Cover" and "Spine".

Handwritten notes on a piece of paper, including the words "Cover" and "Spine".



1 x 2
Blotting or Calceum
resistant tissue paper
+ watercolor
gelly
~~watercolor~~
soft + sticky








4) Some: feld
fied & had been in fied when I left
fied had been with center die to day
fied had been with center die to day
fied had been with center die to day
fied had been with center die to day





Workshop supervised by Emilie Froment



Color Change in Ground Layers after Wax-Resin Impregnation












BLETOP EAS
LEAU À FE
BILES SUR



1) P18: ... nothing (+ levels), surface sheen.
Comparison with Part 7 Anagrand P18
1) Same: ground, facing paper, facing adhesive,
±: lining canvas, felt, facing removal.
2) P9: heats in facing, P1: bubbles (facing) / residue very dense (thick),
P11: white foam (front).
3) Working Jn ± Levels, surface sheen.



Canvas: linen # 31

59.90 60.01

Before

	L^*		a^*		b^*		Delta E
	SCI	SCE	SCI	SCE	SCI	SCE	
1	59.90	60.01	2.86	2.93	14.53	14.69	
2	59.87	59.79	2.87	2.98	13.90	14.04	
3	60.42	61.60	2.74	2.79	15.37	15.33	
Avg	59.73	60.45	2.857	2.890	15.267	15.410	
1							
2							
3							
Avg							

After

Canvas: cotton duck # 32

Before

	L^*		a^*		b^*		dE
	SCI	SCE	SCI	SCE	SCI	SCE	
1	86.44	86.69	1.32	1.38	11.71	11.89	
2	87.40	87.66	1.13	1.19	11.02	11.21	
3	86.29	86.50	1.64	1.71	11.90	12.10	
Avg							
1							
2							
3							
Avg							

After

Canvas: burlap # 33

Before

	L^*		a^*		b^*		dE
	SCI	SCE	SCI	SCE	SCI	SCE	
1	64.70	64.72	4.35	4.42	16.67	16.87	
2	57.12	57.34	4.94	5.00	16.11	16.32	
3	56.24	56.16	4.38	4.47	15.58	15.83	
Avg							
1							
2							
3							
Avg							

After













Georgina Urbank

Tefal











Workshop supervised by Cecil Krarup-Andersen



Mechanical Behaviour of Wax-Resin Lined Paintings















СПЕКТЕР 629





51


1
x
x

15

15

19





Guidelines:

- 1) Deformation due to moisture.
 - a. A strip of impregnated samples in both reservoir) on the
 - b. The condition of the focuses on assessing paintings.
- 2) Shear test. 16th June.
 - a. A primed canvas and a layer either a wax-resin mixture are subsequently cut in and peel.



















Eye Filmmuseum




Film Projection & Reception















Eye taken
The eye is the most important part of the body and it is the only sense organ that can be replaced. The eye is a complex organ and it is made up of many parts. The eye is a very sensitive organ and it is very important to take care of it. The eye is a very important part of the body and it is the only sense organ that can be replaced.

Eye taken
The eye is the most important part of the body and it is the only sense organ that can be replaced. The eye is a complex organ and it is made up of many parts. The eye is a very sensitive organ and it is very important to take care of it. The eye is a very important part of the body and it is the only sense organ that can be replaced.





Eye Art & Film Prize

Meriem Bennani / Kahl
Karrabing Film Collec



Eye Art & Film Prize Meriem Be
Karrabing











Eye Art & Film Prize

ani / Kahlil Joseph /
mlective



Trainees

Hana Bilavcikova

Lauren Bradley

Desirae Dijkema

Michael Duffy

Anupama Guar

Sofia Hennen

Margarita Karasoulas

Amber Kerr

Eunjin Kim

Meaghan Monaghan

Camille Polkownik

Simona Skorja

Georgiana Uhlyarik

Rodrigo Villalobos Ruiz

Jelena Zagora

Guest

Lisette Vos

Students UvA

Audrey Boivin

Yara Broekhoff

Chloe Chang

Camilla Dongelmans

Intern

Eliza Bazakas

Organisation

Emilie Froment

Melissa Daugherty

Advisory committee

Ella Hendriks

Esther van Duijn

Lecturers of the practical sessions

Emilie Froment

Cecil Krarup Andersen

Michel van de Laar

Photographs

Jérôme Schlomoff

The Dutch Method Unfolded is an international masterclass on wax-resin lining for conservation specialists.

The masterclass is organised by the University of Amsterdam (UvA) with the financial support of the Getty Foundation as part of its Conserving Canvas initiative.

Amsterdam June 8 - 17, 2022.